

Technical requirements for preparing layouts for printing



ITAK

Packaging production

Успіх там, де ми!

REQUIREMENTS FOR SUBMITTED ARTWORK

1

Vector section

Raster section



*.ai *.eps *.pdf *.ap *.cdr

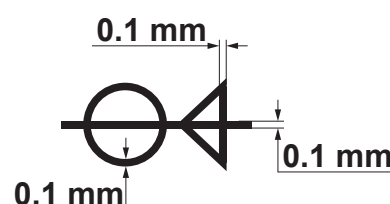


*.psd *.tiff

We accept the electronic version of the original layout in the following programs

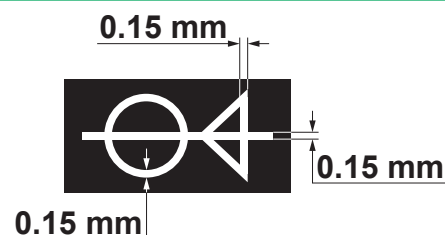
2

Minimum thickness of the positive line, mm



3

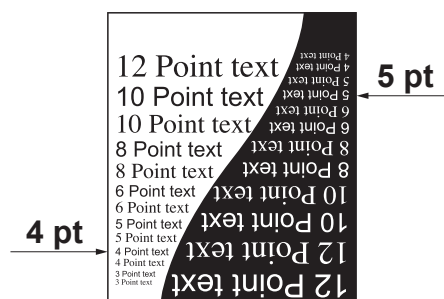
Minimum thickness of the negative line, mm



4

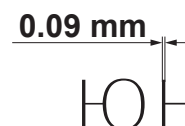
Minimum size of positive font, pt

Minimum size of negative font, pt



5

Insufficient thickness of letters

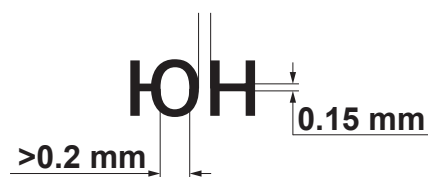


6

Insufficient thickness of the negative elements and spacing between letters



- 7** Text that meets the requirements



- 8** No more than 4 colors used for large (bold) fonts

PRINT

- 9** Fonts smaller than 14 points must be in 1 color

print print
print print

- 10** You should also send an extra file with the text converted to curves

print / print

- 11** The total number of colors cannot exceed 8 for flexo printing and 10 for rototyping (including white, primer, glue, varnish)


👁	Name	#	Setup
👁	Cyan	1	<input type="checkbox"/>
👁	Magenta	2	<input type="checkbox"/>
👁	Yellow	3	<input type="checkbox"/>
👁	Black	4	<input type="checkbox"/>
👁	PANTONE 485 C	5	<input type="checkbox"/>
👁	PANTONE 168 C	6	<input type="checkbox"/>
👁	PANTONE 347 C	7	<input type="checkbox"/>
👁	PANTONE 293 C	8	<input type="checkbox"/>
👁	White	9	<input type="checkbox"/>
👁	Cold Seal	10	<input type="checkbox"/>

- 12** Do not rename channels.
Only standard CMYK or Pantone names.
Files should not contain channels with the names like: "Red", "PANTONE Green", "Background Pantone" etc.

👁	Name	#	Setup
👁	Cyan	1	<input type="checkbox"/>
👁	Magenta	2	<input type="checkbox"/>
👁	Yellow	3	<input type="checkbox"/>
👁	Black	4	<input type="checkbox"/>
✗	Красный	5	<input type="checkbox"/>
✗	PANTONE 168 C	6	<input type="checkbox"/>
✗	PANTONE Зелёный	7	<input type="checkbox"/>
✗	Фоновый пантон	8	<input type="checkbox"/>
👁	White	9	<input type="checkbox"/>
👁	Cold Seal	10	<input type="checkbox"/>

13

The raster (bitmap) part of the layout should have a resolution of at least 300 dpi, file format: *.psd or *.tiff. Objects must be in layers, all effects must be saved


14

The illustration of the White channel must contain a caption indicating what color its elements are marked with


15

Files upload structure: each design in a separate folder with the vector part and all the raster files linked to it with unchanged names and a folder with fonts. A good way to prepare the files is File-Package or Ctrl+Alt+Shift+P (in Illustrator)

